

# How to Draw The Strawberry Monster!



If you can draw these items:



Then, you can draw The Strawberry Monster!

Draw  
Strawberry's  
head.



Add in her crown-  
shaped top.



Draw her face...  
Don't forget her  
bellybutton.



Draw 4 eyes on her  
crown-shaped top.



Two straight lines  
start her arms.



Each hand is made up  
of four curves.



1

2

3

4

5

6

7


8

9


10




Straight lines make up  
Strawberry's legs.



Draw four circles on  
each foot for her toes.



Now add in Strawberry's fun curvy  
tails! She has three of them!



Color The Strawberry Monster!